



ELIXIR INDUSTRIES

SINCE 1948

Custom Decorative Shutters


Supplying Divisions

Div. 17
2040 Industrial Parkway
Elkhart, IN
46516
(800) 443-5473
(574) 295-8550

Elixir distributes the Perfect Shutter, Inc. Custom Decorative Shutters. Elixir now can assist in making an ordinary home extraordinary - both in appearance and value. With our shutters, the customer can choose a basic design and add custom elements that will best accent the home.

Choose from these available styles:

- Classic Panel
- Multi-Wide Panel
- Classic White
- LaSalle
- Bat-n-Batten
- Raised Panel
- Louvered
- And Custom Designs



Choose from a wide variety of colors



Visit our Website
www.Elixirind.com

Elixir Industries
Corporate Offices
24800 Chrisanta Drive
Suite 100/210
Mission Viejo, CA 92691
USA

Tel: 949 860-5000
Fax: 949 860-5011
elx-Custshutter-1206p



ELIXIR INDUSTRIES

SINCE 1948

Design your own shutters

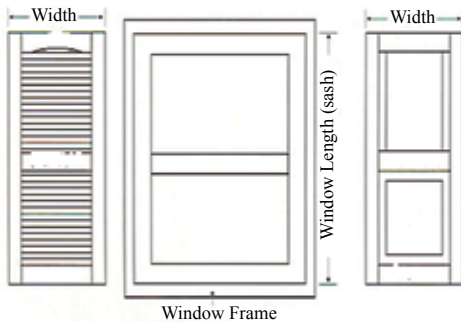
Using the basic design, add or change elements to match the style and architecture of the home for a superior outcome.

The ability to be able to customize the shutter allows for wide-ranging creativity that will accent and increase the value of a home.

1. Select a style of shutter

2. Measure the length of your window

Measure the length of each window or door (sash) and order the shutters in the same lengths (do not include the frame of the window or door in your measurements).



3. Choose the width of your shutter

How wide a shutter your window can accommodate depends on the available space around your windows as well as the appearance. For an appearance of functioning shutters, the width of your shutter should be half the width of your window. However you may choose a design that simply dresses your windows. In any case, the shutter should not overpower the window, but should complement the paint scheme and architectural elements of your home.

Ordering Checklist

Select a color

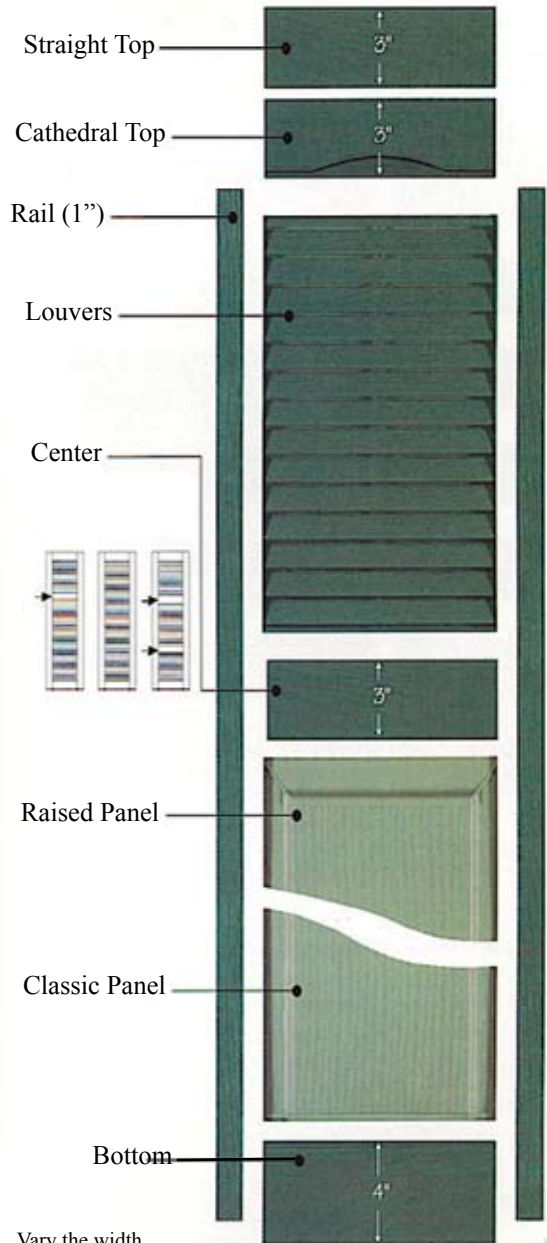
See front for color examples. Don't forget about two tones.

Shutter Style

- Classical Panel
- Mulit-Wide
- Classic White
- LaSalle
- Bat-n-Batten
- Raised Panel
- Louvered

Perfect Shutters, inc.
www.shuttersinc.com

Design Your Shutter



Vary the width of the shutter by changing rail and by adding J-Channels

1" rail makes 7" and 10"	2" rail makes 9", 12", 14-1/2"	2-1/2" rail makes 16-1/4"	4" rail makes 18"
1"	2"	2-1/2"	4"

Visit our Website
www.Elixirind.com

Elixir Industries
Corporate Offices
24800 Chrisanta Drive
Suite 100/210
Mission Viejo, CA 92691
USA

Tel: 949 860-5000
Fax: 949 860-5011